




TECNOJET 2V

1.1 kW 50Hz; 1.3 kW 60Hz SINGLE-PHASE

1.5 kW 50Hz; 1.75 kW 60Hz THREE-PHASE

The standard side channel blowers/aspirators are designed to handle clean air up to a maximum of 40°C. Please contact us for special applications.

Motors construction conform with CEI 2-3 (1988) NORMS. ISOL. CL F PROT. IP 55, cCSAus certified

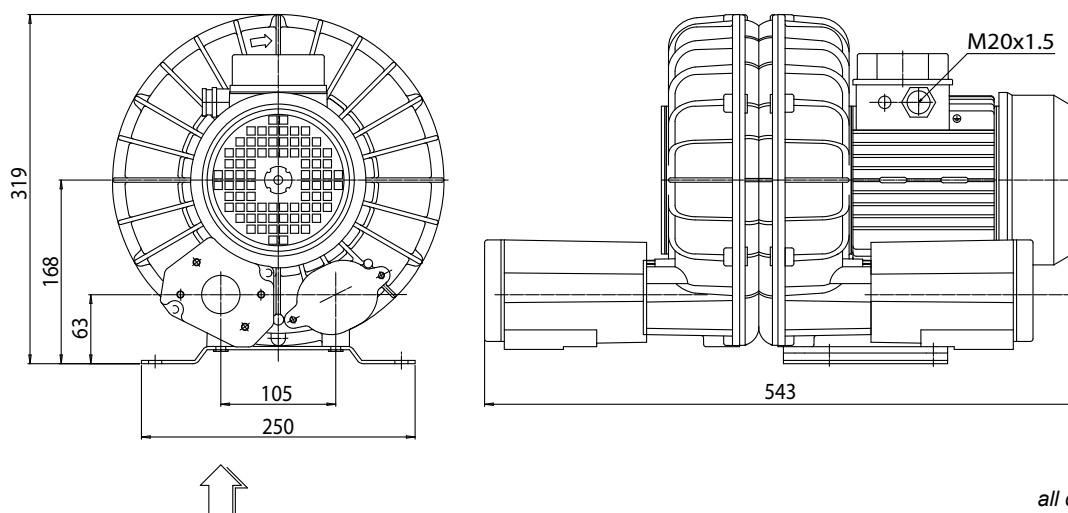
cCSAus file nr. 242079 

	Articolo Item code	kW	V	Hz	assorb. AMP absorbed AMPS	giri/min. r.p.m.	limite servizio max cont. duty S1 (mbar)	μF/V	dB (A)*	peso (Kg) weight (Kg)
MONOFASE SINGLE-PHASE	046956	1.1	230	50	7.5	2800	-195 +185	32 / 450	65	26
	046956	1.3	220	60	8.7	3300	-195 +185	32 / 450	69	26
TRIFASE THREE-PHASE	046950	1.5	200-240 Δ 345-415 Y	50	7.1 Δ 4.1 Y	2800	-245 +245	-	65	25
	046950	1.75	220-275 Δ 380-480 Y	60	7 Δ 4 Y	3450	-255 +235	-	69	25
	046952 LHT	1.5	200-240 Δ 345-415 Y	50	7.1 Δ 4.1 Y	2800	-295 +255	-	65	25
	046952 LHT	1.75	220-275 Δ 380-480 Y	60	7 Δ 4 Y	3450	-255 +235	-	69	25

* Livello di pressione sonora rilevato secondo le Norme ISO 3746 - 1979 (E). Parametri: r=1 - Rumore di fondo 51 dB (A) - Strumento: Brüel & Kjær type 2232.

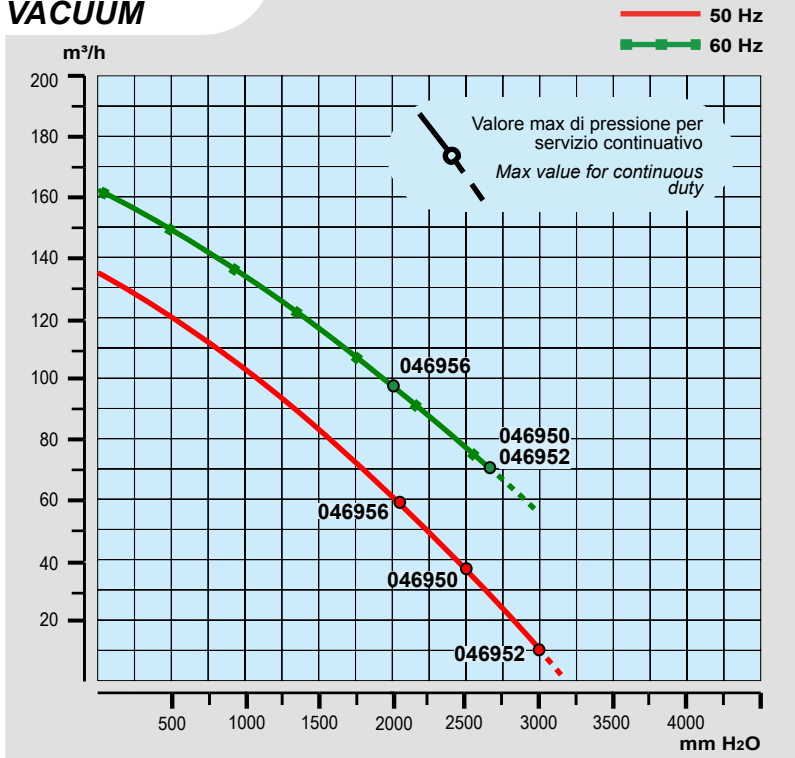
* Sound pressure level tested according to ISO regulation 3746 - 1979 (E). Parameters: r=1 - Background noise 51 dB (A) - Instrument: Brüel & Kjær type 2232.

dimensions:

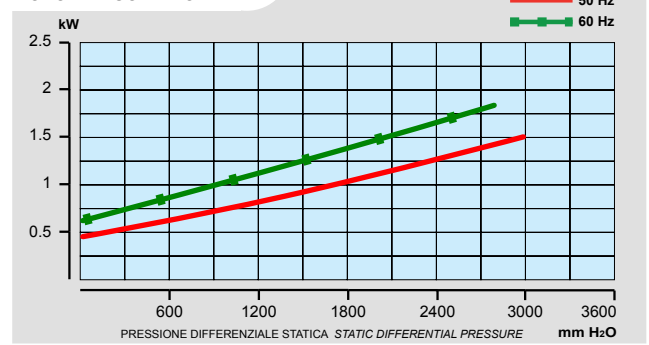


all dimensions are in mm

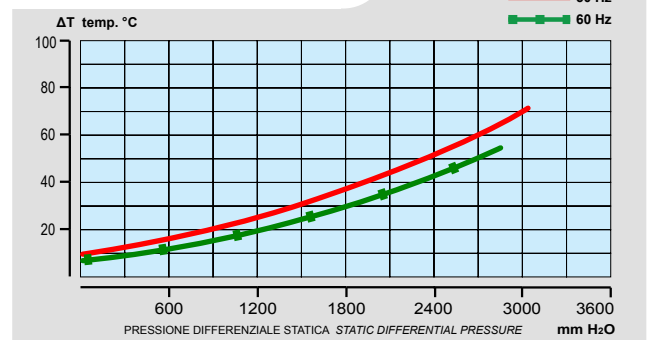
VACUUM



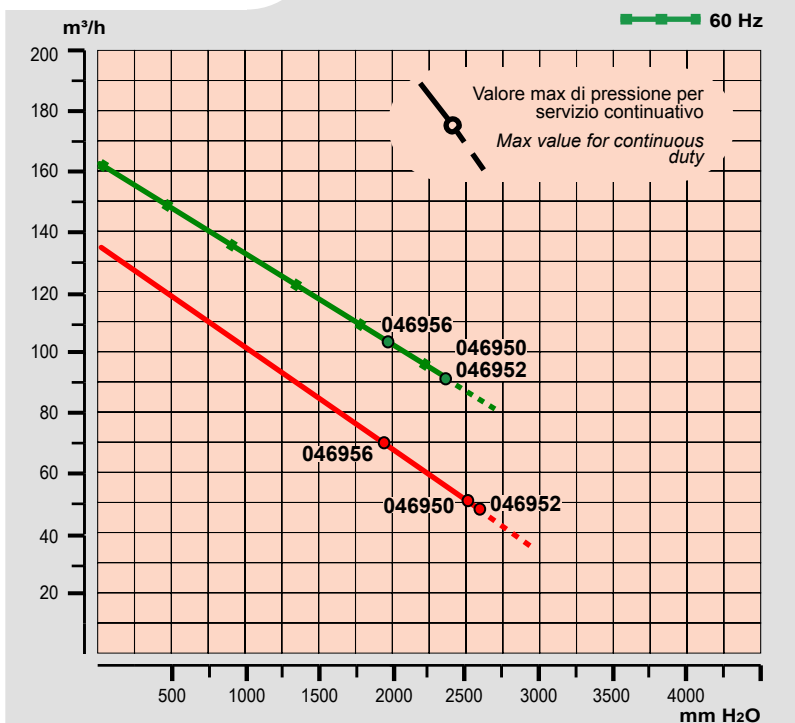
MOTOR ABSORPTION



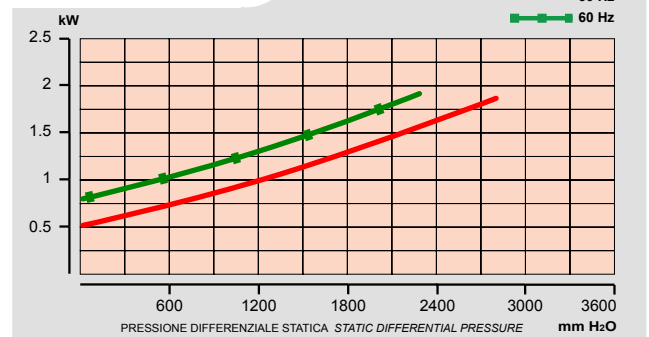
AIR TEMPERATURE INCREASE



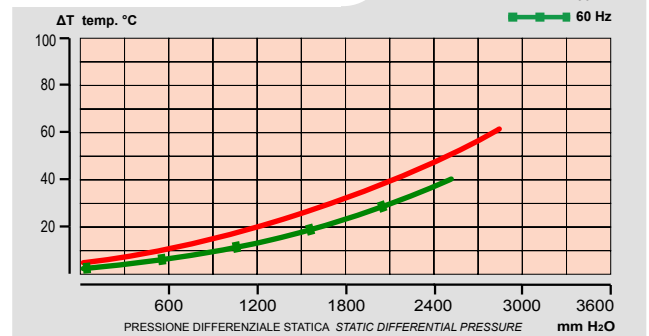
PRESSURE



MOTOR ABSORPTION



AIR TEMPERATURE INCREASE



All data is intended as an indication and may be modified without prior notice.

The vacuum curve is valid for pumping air, with a temperature of 20°C at the inlet flange and with a pressure of 1013 mbar at the discharge port.
The pressure curve is valid for pumping air, with an average temperature of 20°C and 1013 mbar at the inlet flange.

l/min = m³/h · 16,667
CFM = m³/h · 0,588
mbar = mm H₂O · 0,098
PSI = mm H₂O · 0,00142